



Registration and Records Office
109 Bowman Hall

University of Wisconsin-Stout
P.O. Box 790
Menomonie, WI 54751-0790

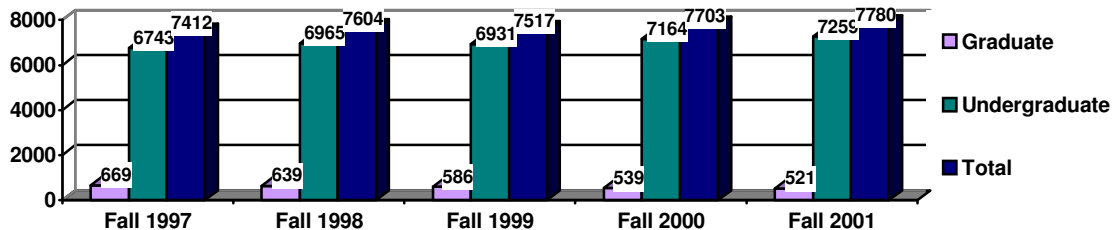
715/232-2121
715/232-2436 - Fax
registrar@uwstout.edu

DATE: December 21, 2001
TO: Chancellor Sorensen, Provost Sedlak, Dr. Gilberts
FROM: Jeff Kirschling, Registrar
SUBJECT: Fall 2001 Semester Final CDR Enrollment Report

Enclosed is the Semester I, 2001-2002 Final Enrollment Report. The enrollment information in the report contains the same enrollment figures recently submitted to UW-System Administration for the Central Data Report (CDR). Below are some observations and graphs that summarize the report. Please feel free to contact me at x2121 or kirschlingj@uwstout.edu if you have questions or would like additional information.

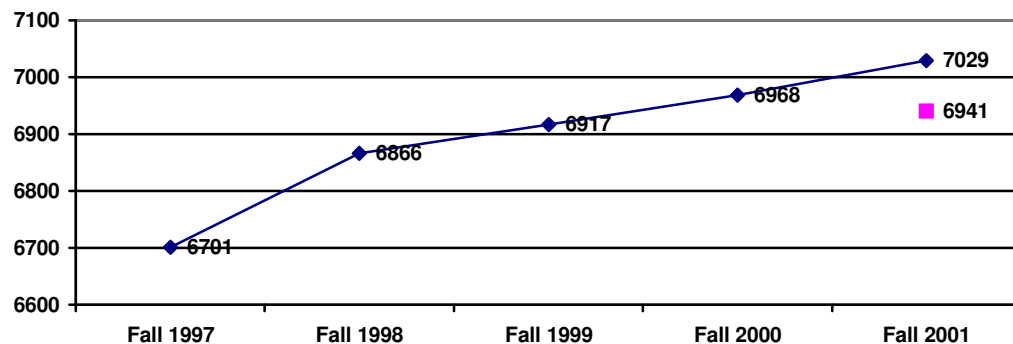
1. The **Head Count Enrollment** increased 1% from Fall 2000. The undergraduate population increased 1.3% while the graduate students decreased 3.3% (see Figure 1).

Figure 1 - Overall Head Count Enrollment (Fall 1997 - Fall 2001)



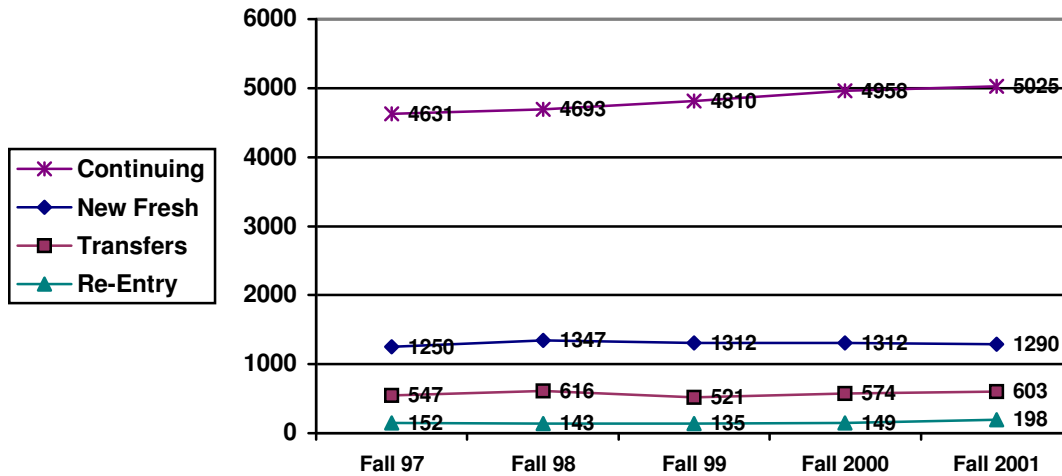
2. The FTE (Full-Time Equivalent) Enrollments have steadily increased the past five years (See Figure 2). The overall FTE increased .88% from Fall of 2000. UW-Stout surpassed its FTE target (6941) by 88 FTE or 1.25%.

Figure 2 - Total FTE Enrollment (Fall 1997 - Fall 2001)



3. The total number of **UG On-Campus Students** continues to increase. For the Fall 2001 Semester, the number of continuing (+1.4%), transfer (+5%) and re-entry (+32%) students increased compared to Fall 2000. The number of new freshmen declined slightly from last year (-22 students or -1.7%).

Figure 3 - UG On-Campus Enrollment (Fall 1997 - Fall 2001)



4. The total number of **Minority Students** had been declining in previous years. However, the overall number and proportion of minority students has remained constant the last couple of years. See figures 4 through 6 for a current and historical view of our minority population.

Figure 4 - Minority Student Percentages (Fall 2001)

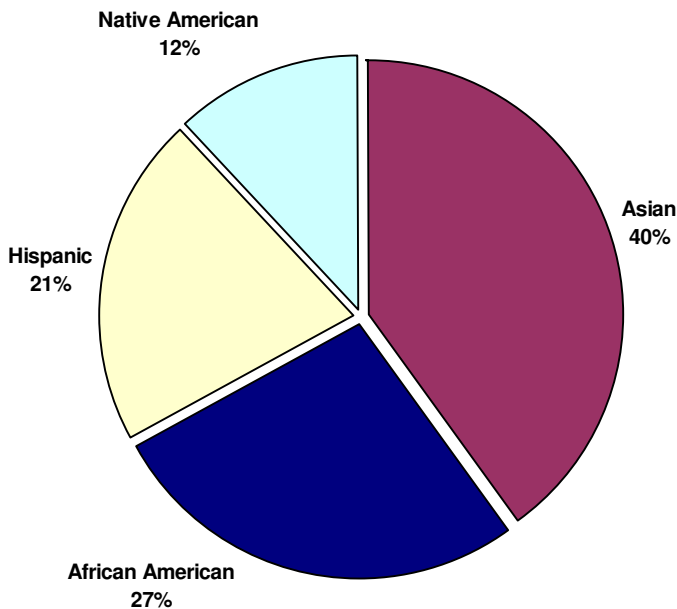


Figure 5 - Minority Enrollment (Fall 1997- Fall 2001)

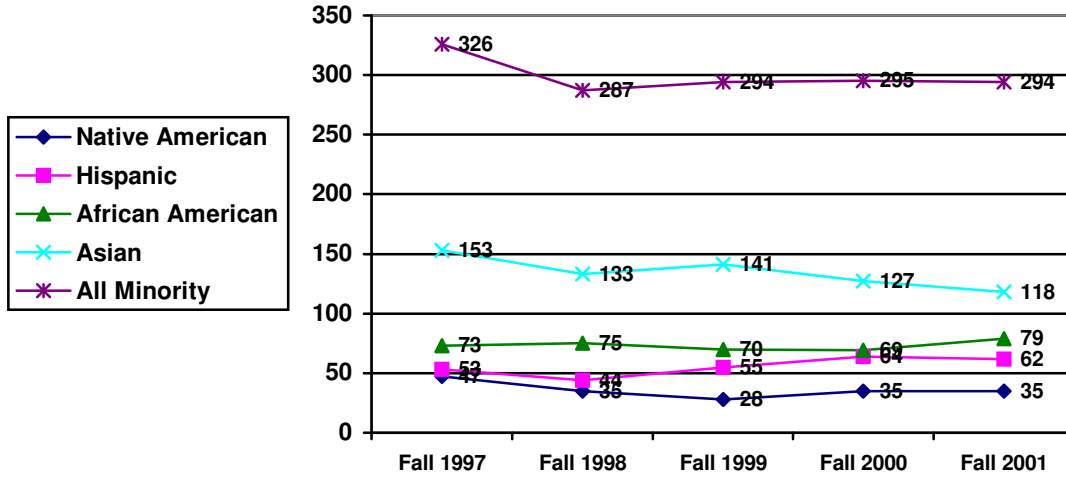
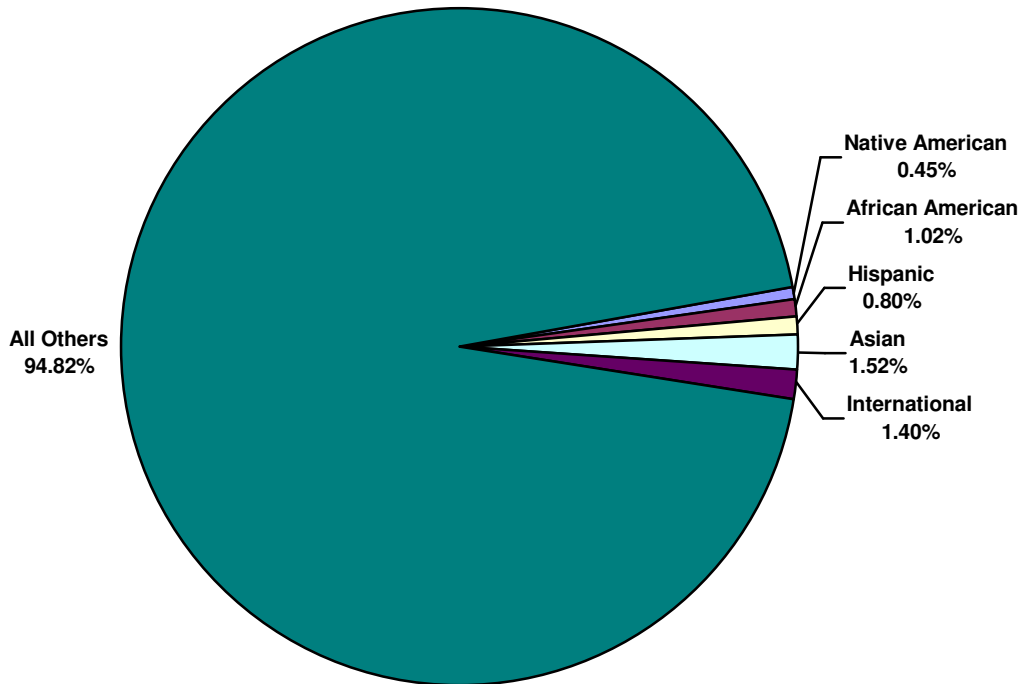
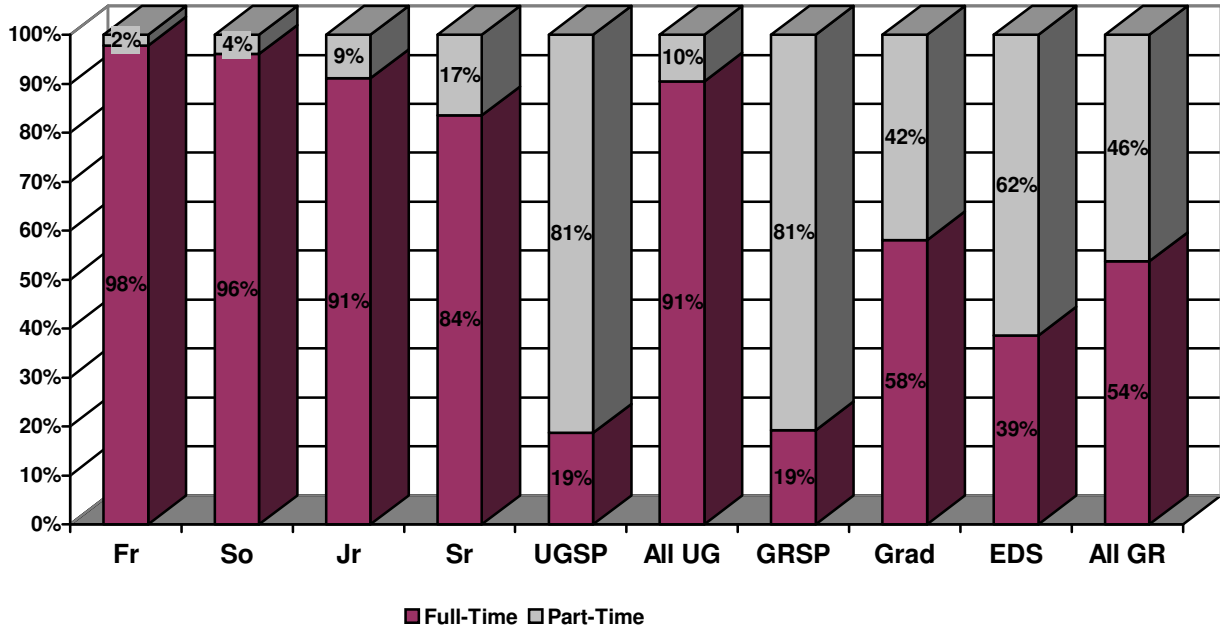


Figure 6 – Minority/International Students Compared to Total Student Body (Fall 2001)



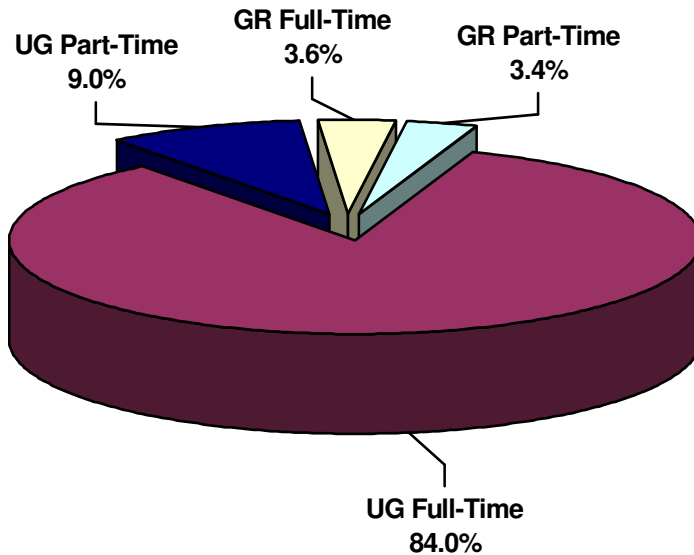
5. The majority (81%) of undergraduate students were full-time for the Fall 2001 Semester. However, the breakdown between graduate students was fairly equal (54% full-time and 46% part-time).

Figure 7 - Full-Time/Part-Time Status by Classification & Level



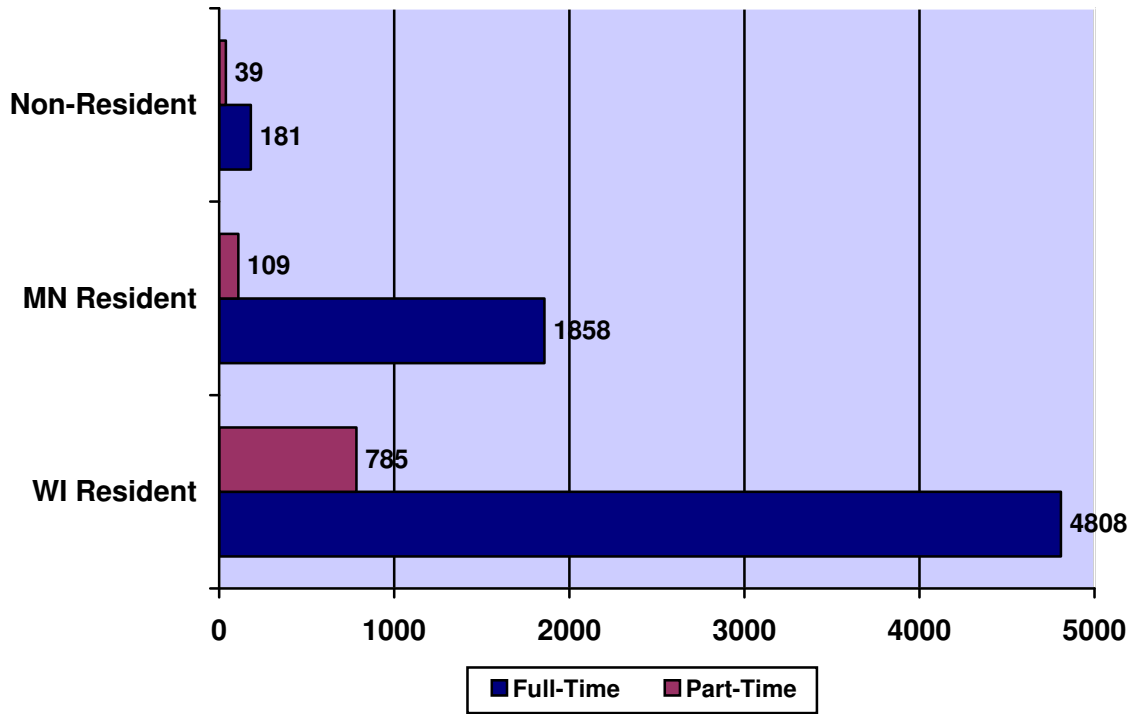
6. **Full-Time/Part-Time Status by Level** - Approximately 84% (6847) of the students this Fall Semester were full-time students (6567 UG & 280 GR). The remaining 16% were part-time students (692 UG & 241 GR).

Figure 8 Full-Time/Part-Time Status by Level



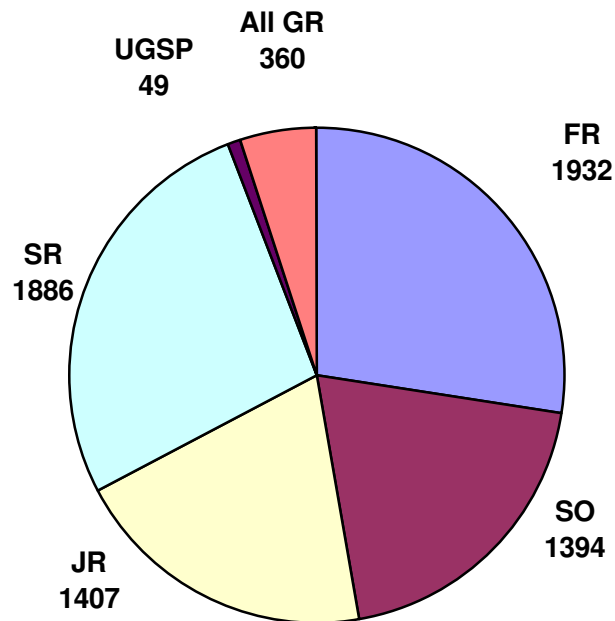
7. See figure 9 for the breakdown of FT/PT Status broken down by a student's residency category.

Figure 9 – Full-Time/Part-Time Status by Student Residency (Fall 2001)



8. During the Fall 2001 Semester, freshmen and seniors accounted for 57% of the undergraduate FTE.

Figure 10 – Full Time Equivalency (FTE) by Classification/Level



9. UW-Stout surpassed the Headcount Enrollment target by 1.05% and FTE Enrollment target by 1.25%. See figures 11 and 12 for other target projection results.

Figure 11 - Actual Headcount Enrollment vs. Fall 2001 Target Projections

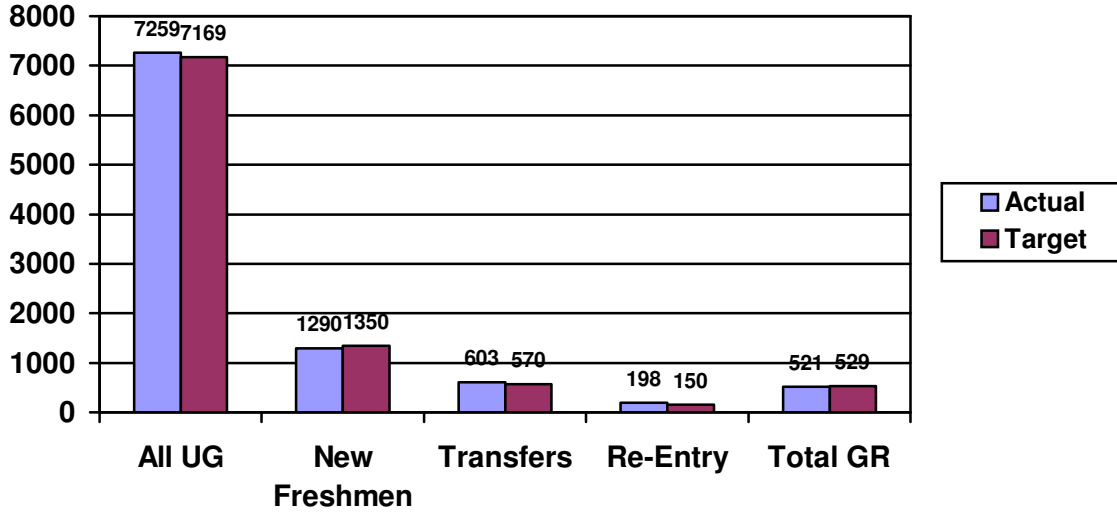


Figure 12 - Actual FTE Enrollment vs. Fall 2001 FTE Target Projections

